



JSS48A Time Delay Relay

1. General

JSS48A Time Delay Relay is applicable for controlling circuit @ A.C.50Hz/60Hz, up to 380V rated control supply voltage and up to D.C. 240V rated control supply voltage as delay element to make/break circuit according to preset value.

2. Type designation

JSS48 A - □ □ / □

Rated control supply voltage

Time delay specification

Feature code

Nil: means 8-pin power delay one group changeover, equipped with function of reset, pause (multi-range delay)

2Z: means 8-pin power delay two group changeover (multi-range delay)

11: means 11-pin power delay two group changeover, equipped with function of reset, pause (multi-range delay)

S: means 8-pin circulation-delay one group changeover, equipped with function of reset, pause (multi-range delay)

P2: means 2 digit dial-up setting, indicator type 8-pin power delay two group changeover (single delay)

P3: means 3 digit dial-up setting, indicator type 8-pin power delay two group changeover (single delay)

P4: means 4 digit dial-up setting, indicator type 8-pin power delay two group changeover (single delay)

G2: means 2 digit dial-up setting, 8-pin power delay two group changeover (single delay)

G3: means 3 digit dial-up setting, 8-pin power delay two group changeover (single delay)

G4: means 4 digit dial-up setting, 8-pin power delay two group changeover (single delay)

Derived code

Design sequence No.

Time delay relay

Note: This product is applicable for wide range of operating voltage, for instance, operating voltage within AC/DC24V~48V means it can operate normally within the voltage range of AC/DC 24V to 48V.

3. Technical data

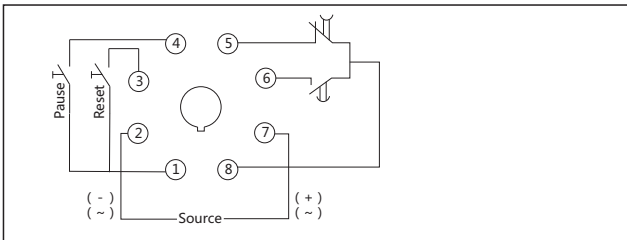
3.1 Main specifications see Table

Type	JSS48A	JSS48A-ZZ	JSS48A-11	JSS48A-G	JSS48A-P	JSS48A-S
Operating mode	Power on delay	Power on delay	Power on delay	Power on delay	Power on delay	Circulation-delay
Contact number	Delay 1 changerover	Delay 2 changerover	Delay 2 changerover	Delay 2 changerover	Delay 2 changerover	Delay 1 changerover
Contact capacity	Ue/Ie:AC-15 220V/0.75A,380V/0.47A; DC-13 220V/0.27A; Ith:5A					
Operating voltage	AC/DC: 24V~48V, 100V~240V, AC220V, AC380V, 50Hz/60Hz					
Electrical Endurance	1×10 ⁵					
Mechanical Endurance	1×10 ⁶					
Delay precision	≤1%					
Ambient temperature	-5°C~+40°C					
Power consumption	≤3VA					
Installation mode	Panel type					

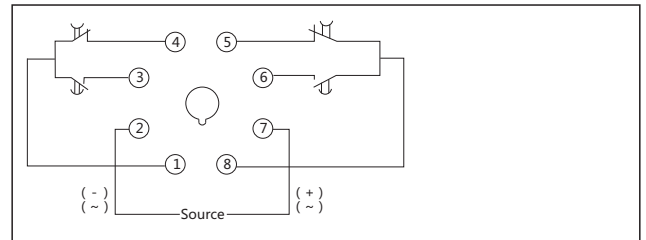
Type	Delay range
JSS48A	
JSS48A-11	1s~99min99s, 1min~99h99min, 0.01s~99.99s
JSS48A-ZZ	
JSS48A-S	1s~99s, 1min~99min, 1h~99h
JSS48A-G2	0.1s~9.9s, 1s~99s, 0.1min~9.9min, 1min~99min
JSS48A-P2	
JSS48A-G3	0.01s~9.99s, 0.1s~99.9s, 1s~999s,
JSS48A-P3	0.1min~99.9min, 1min~999min
JSS48A-G4	0.01s~99.99s, 0.1s~999.9s, 1s~9999s, 0.1min~999.9min,
JSS48A-P4	1min~9999min, 0.1h~999.9h

4. Wiring diagram

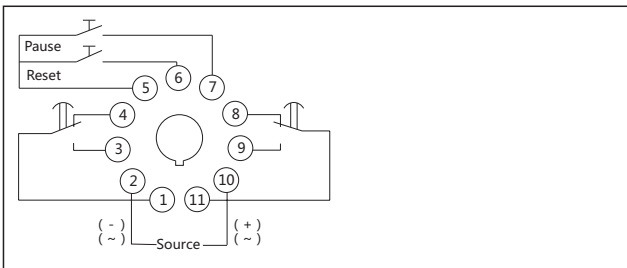
JSS48A Wiring diagram



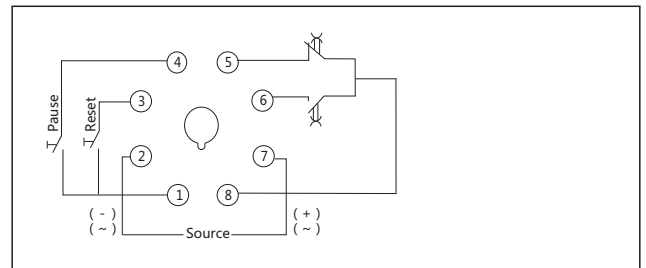
JSS48A-ZZ, JSS48A-G, JSS48A-P Wiring diagram



JSS48A-11 Wiring diagram

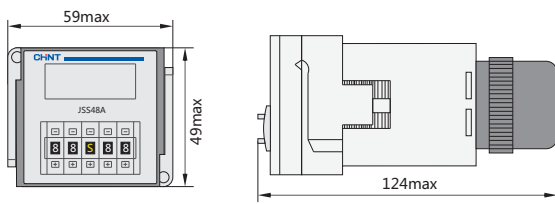


JSS48A-S Wiring diagram



5. Overall and mounting dimensions (mm)

Profile and installation dimension



Opening size

