

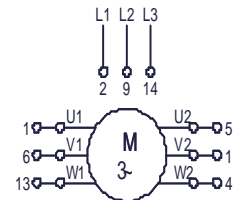
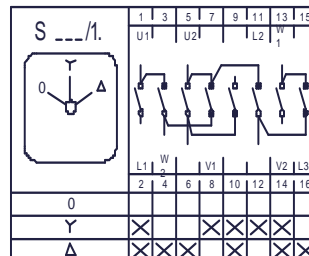
Technical data sheet

Description

Article number: MZ25250
Type description: S 656/1.0600

Switch diagram

Star-Delta-Switch



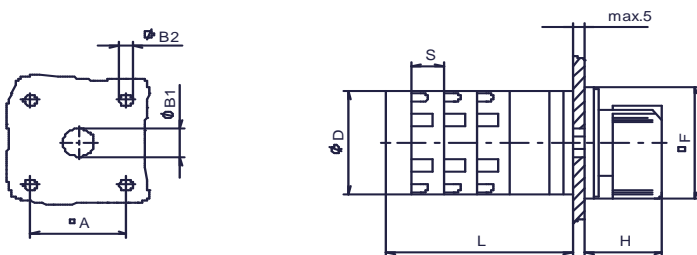
Electrical Data series 656:
 Rated uninterrupted current I_{th} = 80 A
 Rated operational current I_e AC21 A = 80 A
 Braking capacity AC23B(A) / 400 V = 37 kW
 Braking capacity AC3 / 400 V = 37 kW
 Isolating characteristic up to 500 V
 Single – phase motor
 1 x 230 V = 11 kW
 1 x 400 V = 15 kW

Application

Front mounting with 4-hole fixing
 handle black
 front plate silver
 size 3
 outside: 88x88 mm
 mounting: 68X68 mm

Dimensions (mm)

								L according to number of contacts			
A	B1	B2	D	F	H	S	1/2	3/4	5/6	7/8	
68	15	5,5	80	88	35	16	54	70	86	102	



subject to change without notice errors and errata excepted