

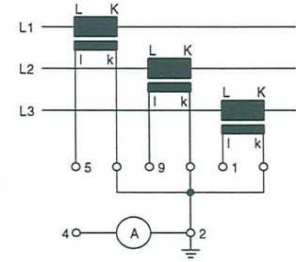
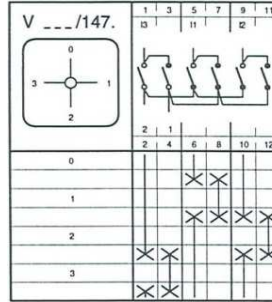
Technical data sheet

Description

Article number: MZ12301
Type description: V 105/147.0200

Switch diagram

Code Switch



Electrical Data series 105:
 Rated uninterrupted current I_{th} = 20 A
 Rated operational current I_e AC21 A = 20 A
 Braking capacity AC23B(A) / 400 V = 7,5 kW
 Braking capacity AC3 / 400 V = 5,5 kW
 Isolating characteristic up to 500 V
 Single – phase motor
 1 x 230 V = 2,2 kW
 1 x 400 V = 3 kW

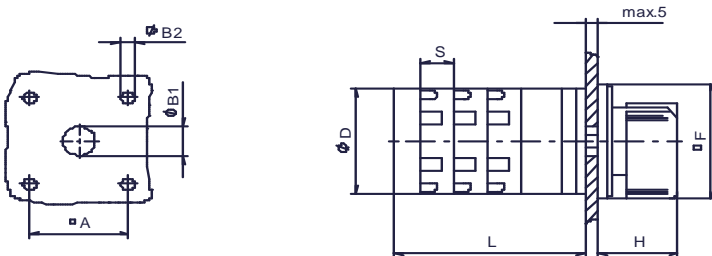
Application

Front mounting with 4-hole fixing
 handle black
 front plate silver
 size 1
 outside: 48x48 mm
 mounting: 36X36 mm

Dimensions (mm)

L according to number of contacts

A	B1	B2	D	F	H	S	1/2	3/4	5/6	7/8
36	12	4,5	44	48	29	12,5	34	46,5	59	71,5



subject to change without notice errors and errata excepted